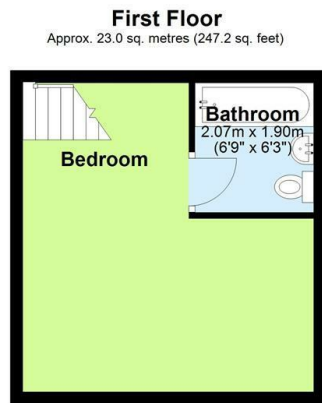
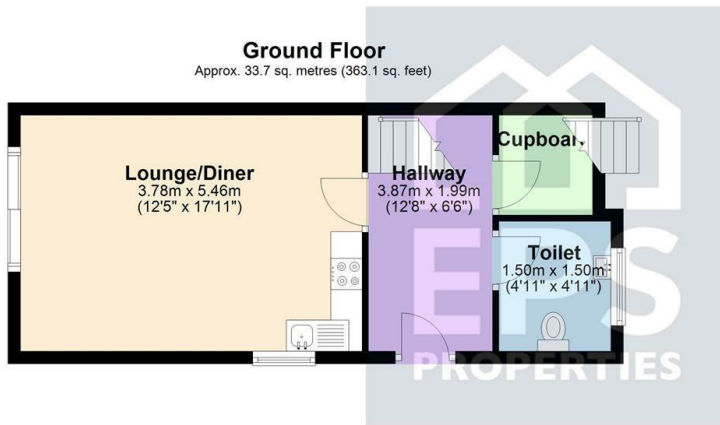




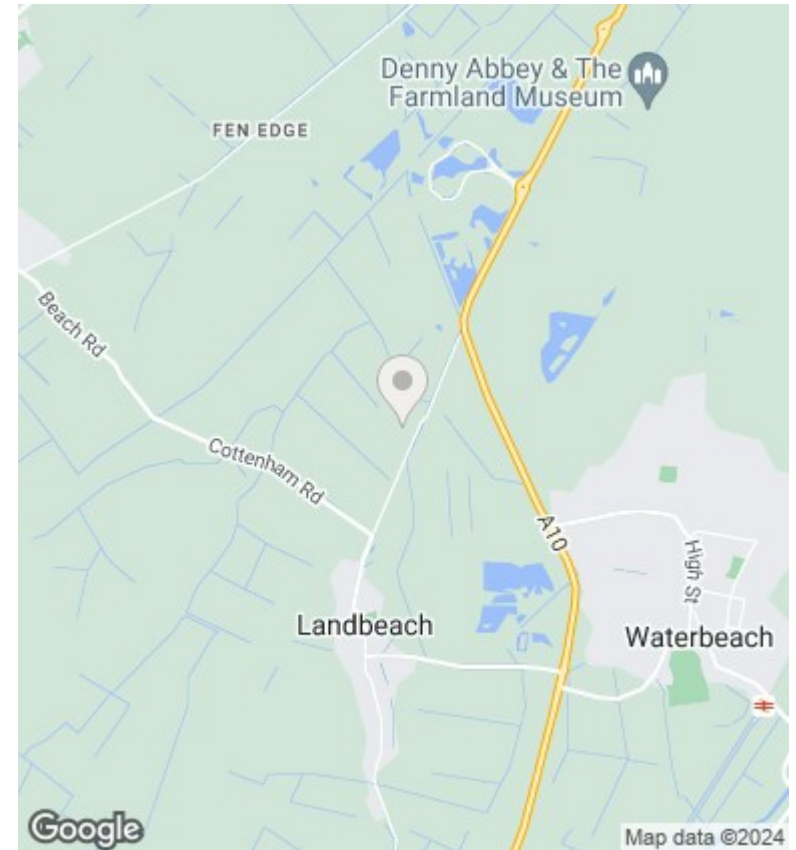
Horseshoe Cottage, New Farm Green End, Landbeach, CB25 9FD

£1,100 Per Month

- AV: 16TH AUGUST 2024
- GOOD ACCESS TO A10 AND A14
- PARKING
- UNFURNISHED



Total area: approx. 56.7 sq. metres (610.3 sq. feet)



Directions

Viewings

Viewings by arrangement only. Call 01223414400 to make an appointment.

Council Tax Band

EPC Rating:

C

Energy Efficiency Rating		Current	Potential
<i>Very energy efficient - lower running costs</i>			
(92 plus)	A		
(81-91)	B		
(69-80)	C	70	
(55-68)	D		
(39-54)	E		
(21-38)	F		
(1-20)	G		
<i>Not energy efficient - higher running costs</i>			
England & Wales		EU Directive 2002/91/EC	